

Introduction: Discovering cryptic binding sites

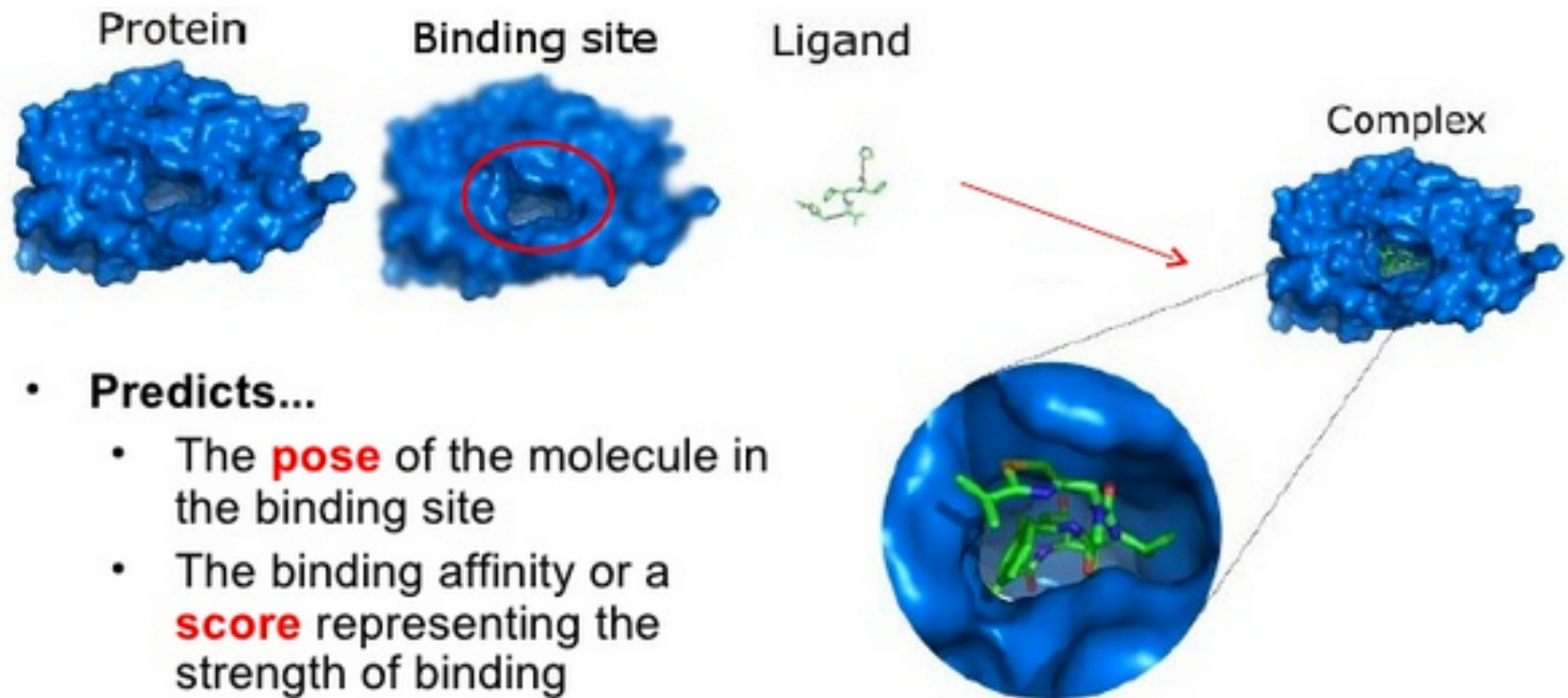
CS/CME/Biophys/BMI 371

Feb. 6, 2018

Ron Dror

Computational drug design usually targets binding pockets found in experimental structures

Example: ligand docking

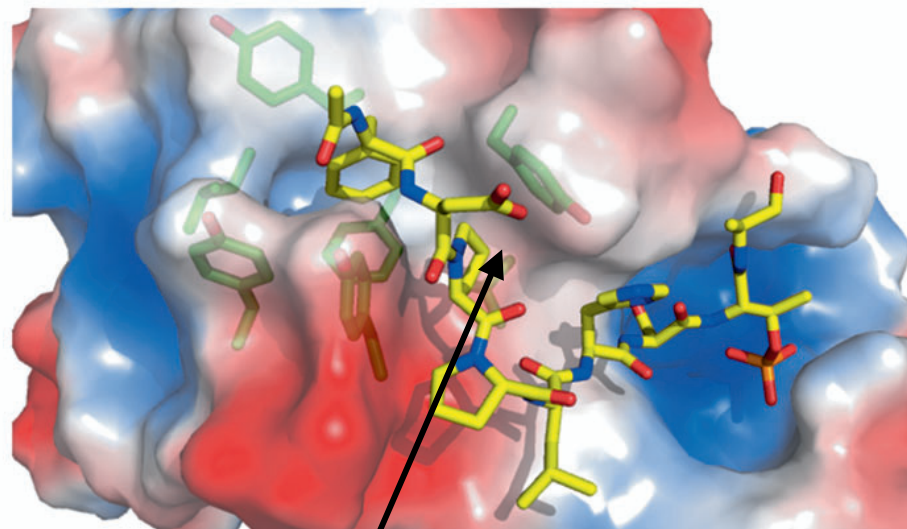
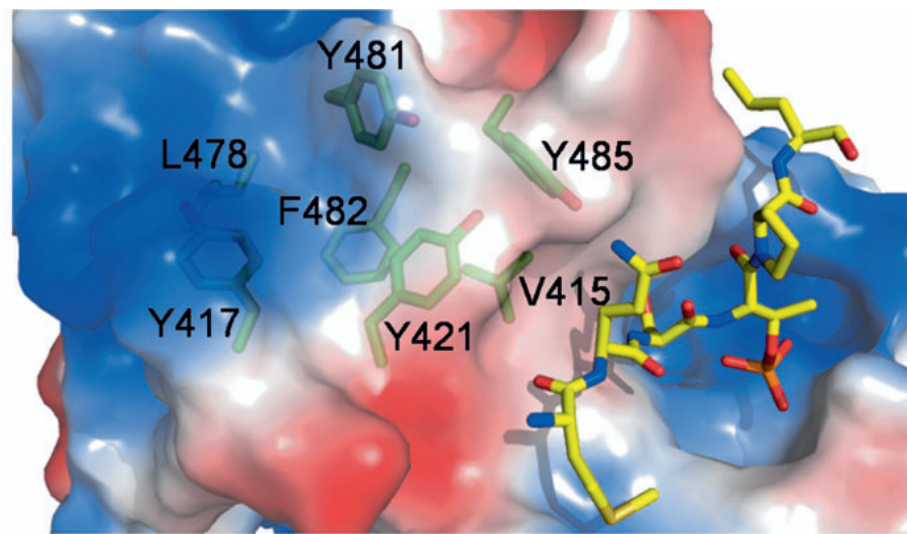


Problem: some drug targets don't have appropriate binding pockets

- That is, in available experimental structures, either:
 - The drug target has no pockets with properties that would allow a drug-like molecule to bind
 - Binding of a drug to the available pockets wouldn't have the desired effect (e.g., preventing a particular molecule from binding to that target in the cell)
- These targets are sometimes called “undruggable”

Cryptic binding pockets to the rescue

- Experimental structures show that binding pockets often “open up” in the presence of an appropriate ligand
 - These are called “cryptic” binding pockets/sites
- If we could discover more such sites, then more targets might become druggable



Binding pocket opens up

How can we discover unknown cryptic binding pockets?

- The papers we'll cover on Thursday present several computational approaches to this problem:
 - Molecular dynamics (MD) simulations
 - With a generic “probe” ligand present OR
 - Without a “probe” ligand but using Markov State Models to probe longer timescales
 - A machine learning approach based on analysis of known cryptic binding sites

Background material

- Ligand docking slides from CS/CME/BioE/
Biophys/BMI 279:
 - [http://web.stanford.edu/class/cs279/lectures/
lecture13.pdf](http://web.stanford.edu/class/cs279/lectures/lecture13.pdf)



<https://en.wikipedia.org/wiki/Crypt>